

10  
9  
8  
7  
6  
5  
4  
3  
2  
1  
0  
32nds

From the workbench of:

Date: #7 Drawer Boxes

8  $5\frac{1}{4} \times 28$

2  $5\frac{1}{4} \times 40\frac{3}{4}$

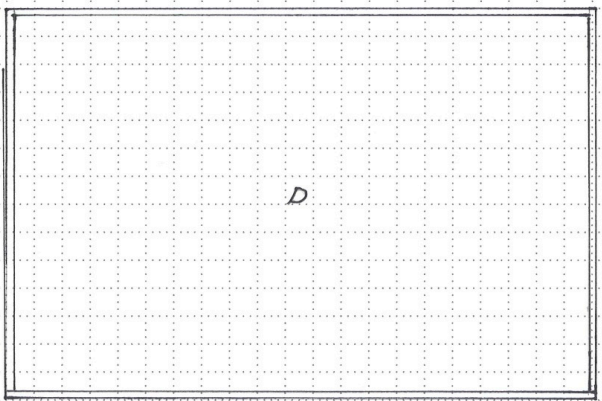

6  $5\frac{1}{4} \times 11\frac{1}{4}$

Drawer Bottoms

A+C  $11\frac{1}{8} \times 27\frac{1}{16}$

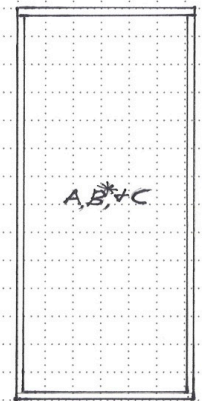
B  $11\frac{1}{8} \times 27\frac{1}{16}$

D  $27\frac{1}{16} \times 40\frac{5}{8}$



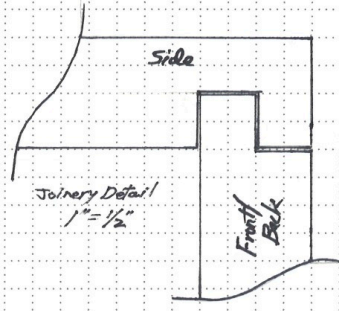
4 1/4

28"



11 3/4

\*B is 1/32 narrower



16  
15  
14  
13  
12  
11  
10  
9  
8  
7  
6  
5  
4  
3  
2  
1  
0